

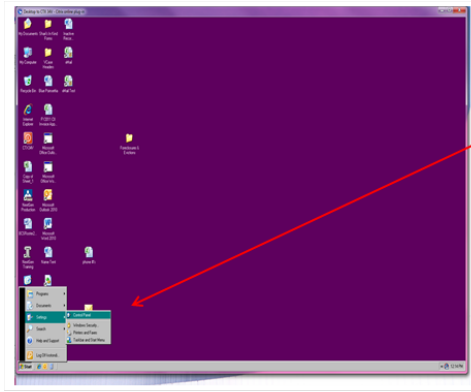


Knowledgebase > Office > Outlook > Remove an Email Profile

Remove an Email Profile

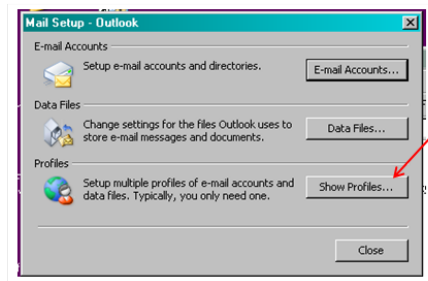
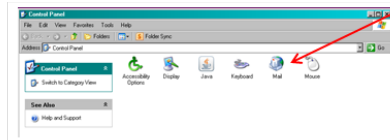
Sheila Lowe - 2024-07-07 - Outlook

Remove an Email Profile

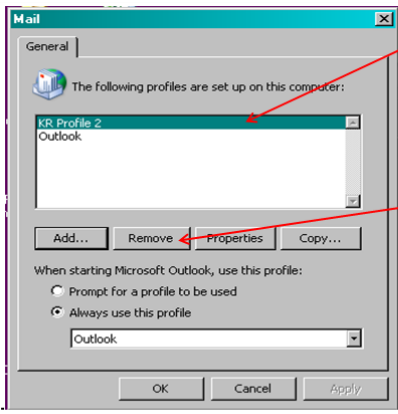


From your desktop
Click Start/Settings/Control Panel

then
Double Click Mail

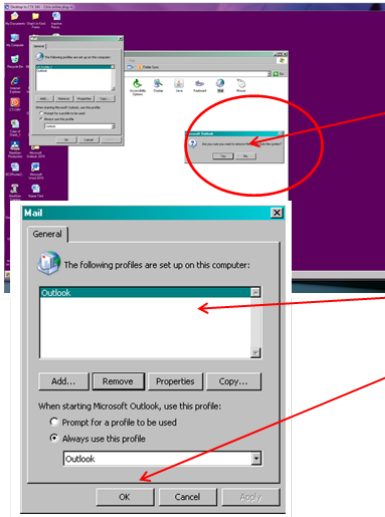


Mail Setup Screen
Click Show Profiles...



Mail Screen
Click the Profile to be removed

Click Remove



The text box
"Are you sure you want to remove this
profile from the system?" is displayed

Click Yes

Profile is gone

Click OK

Tags

email

outlook

profile